

NOTICE OF LEGISLATIVE AND REGULATORY AFFAIRS COMMITTEE MEETING

Friday, June 6, 2025
10:00 a.m. – 3:00 p.m. or until completion of business

To access the Webex event, attendees will need to click the following link and enter their first name, last name, email, and the event password listed below:

<https://dca-meetings.webex.com/dca-meetings/j.php?MTID=m2977ad623441fbe7b53449e6f5e6d187>

If joining using the link above
Webinar number: 2489 191 1066
Webinar password: BOP66

If joining by phone
+1-415-655-0001 US Toll
Access code: 2489 191 1066
Passcode: 26766

The Legislative and Regulatory Affairs Committee will hold the Committee Meeting via WebEx, as noted above, and in-person at:

Department of Consumer Affairs
1625 N. Market Blvd., El Dorado Room
Sacramento, CA 95834

Licensees attending the meeting either in-person or through Webex will receive Continuing Professional Development (CPD) credit. For meetings lasting a full day, six (6) hours will be credited to the individuals who attend the full duration of the meeting. In cases of meetings that are three (3) hours or less in duration, attendance will be credited on a one-to-one basis, with one (1) hour of attendance equating to one (1) hour credited towards CPD. Meeting hours and order of agenda items may differ as items may be addressed out of order as deemed necessary, and there is no specific timeframe designated to each agenda item. The total of CPD hours credited for attending the full duration of the meeting will be provided prior to the end of open session or adjournment.

To avoid potential technical difficulties, please consider submitting written comments by May 30, 2025, to bopmail@dca.ca.gov for consideration.

Committee Members

Sheryll Casuga, PsyD, CMPC, Chair
(remote)

Marisela Cervantes, EdD, MPA,
(remote)

Shacunda Rodgers, PhD (remote)

Board Staff

Jonathan Burke, Executive Officer
Cynthia Whitney, Central Services

Manager

Sandra Monterrubio, Enforcement
Program Manager

Stephanie Cheung, Licensing Manager

Jacklyn Mancilla, Legislative and
Regulatory Affairs Analyst

Troy Polk, Continuing Professional
Development Coordinator

Shelley Ganaway, Board Counsel

Sam Singh, Regulatory Counsel

Friday, June 6, 2025

AGENDA**10:00 a.m. – 3:00 p.m. or Until Completion of Business**

1. Call to Order/Roll Call/Establishment of a Quorum
2. Chairperson's Welcome and Opening Remarks
 - a) Mindfulness Exercise (S. Rodgers)
3. Public Comment for Items Not on the Agenda. Note: The Committee May Not Discuss or Take Action on Any Matter Raised During this Public Comment Section, Except to Decide Whether to Place the Matter on the Agenda of a Future Meeting [Government Code sections 11125 and 11125.7(a)].
4. Discussion and Possible Approval of the Committee Meeting Minutes: April 11, 2025 (C. Whitney)
5. Legislation from the 2025 Legislative Session: Review and Possible Action (S. Casuga)
 - a) Bills with Active Positions Taken by the Board
 1. SB 775 (Ashby) Board of Psychology and Board of Behavioral Sciences.
 2. AB 489 (Bonta) Health care professions: deceptive terms or letters: artificial intelligence.
 3. SB 470 (Laird) Bagley-Keene Open Meeting Act: teleconferencing.
 4. SB 641 (Ashby) Department of Consumer Affairs and Department of Real Estate: states of emergency: waivers and exemptions.
 5. SB 579 (Padilla) Mental health and artificial intelligence working group.

- b) Watch Bills
 - 1. AB 81 (Ta) Veterans: mental health.
 - 2. AB 257 (Flora) Specialty care networks: telehealth and other virtual services.
 - 3. AB 277 (Alanis) Behavioral health centers, facilities, and programs: background checks.
 - 4. AB 346 (Nguyen) In-home support services: licensed healthcare professional certification.
 - 5. SB 518 (Weber Pierson) Descendants of enslaved persons: reparations
 - 6. AB 742 (Elhawary) Licensing: applicants who are descendants of slaves
 - 7. AB 479 (Tangipa) Criminal procedure: vacatur relief.
 - 8. AB 985 (Ahrens) Anesthesiologist assistants.
 - 9. AB 677 (Solache) Professions and vocations: license examinations: interpreters.
 - 10. AB 82 (Ward) Health care: legally protected health care activity.
- 6. Legislative Items for Future Meeting. The Committee May Discuss Other Items of Legislation in Sufficient Detail to Determine Whether Such Items Should be on a Future Committee or Board Meeting Agenda and/or Whether to Hold a Special Meeting of the Committee or Board to Discuss Such Items Pursuant to Government Code Section 11125.4
- 7. Regulatory Update, Review, and Consideration of Additional Changes (S. Casuga)
 - a) 16 CCR section 1395.2 – Disciplinary Guidelines and Uniform Standards Related to Substance-Abusing Licensees
 - b) 16 CCR sections 1380.3, 1381, 1381.1, 1381.2, 1381.4, 1381.5, 1382, 1382.3, 1382.4, 1382.5, 1386, 1387, 1387.1, 1387.2, 1387.3, 1387.4, 1387.5, 1387.6, 1387.10, 1388, 1388.6, 1389, 1389.1, 1391, 1391.1, 1391.3, 1391.4, 1391.5, 1391.6, 1391.8, 1391.11, and 1391.12 – Pathways to Licensure
 - c) 16 CCR sections 1380.6, 1393, 1396, 1396.1, 1396.2, 1396.3, 1396.4, 1396.5, 1397, 1397.1, 1397.2, 1397.35, 1397.37, 1397.39, 1397.50, 1397.51, 1397.52, 1397.53, 1397.54, and 1397.55 - Enforcement Provisions
 - d) 16 CCR sections 1397.35, 1397.37, 1397.39, and 1397.40 - Corporations
 - e) 16 CCR sections 1381, 1387, 1387.10, 1388, 1388.6, 1389, and 1389.1 – Implementation of AB 282
 - f) 16 CCR sections 1390 – 1390.14 – Research Psychoanalyst
 - g) 16 CCR section 1396.8 – Standards of Practice for Telehealth Services
- 8. Recommendations for Agenda Items for Future Board Meetings. Note: The Committee May Not Discuss or Take Action on Any Matter Raised During This

Public Comment Section, Except to Decide Whether to Place the Matter on the Agenda of a Future Meeting [Government Code Sections 11125 and 11125.7(a)].

ADJOURNMENT

Action may be taken on any item on the agenda. Items may be taken out of order or held over to a subsequent meeting, for convenience, to accommodate speakers, or to maintain a quorum. Meetings of the Board of Psychology are open to the public except when specifically noticed otherwise, in accordance with the Open Meeting Act.

In the event that a quorum of the Committee is unavailable, the chair may, at their discretion, continue to discuss items from the agenda and to vote to make recommendations to the full Committee at a future meeting [Government Code section 11125(c)].

The meeting is accessible to the physically disabled. To request disability-related accommodations, use the contact information below. Please submit your request at least five (5) business days before the meeting to help ensure availability of the accommodation.

You may access this agenda and the meeting materials at www.psychology.ca.gov. The meeting may be canceled without notice. To confirm a specific meeting, please contact the Board.

Contact Person: Jonathan Burke
1625 N. Market Boulevard, Suite N-215
Sacramento, CA 95834
(916) 574-7720
bopmail@dca.ca.gov

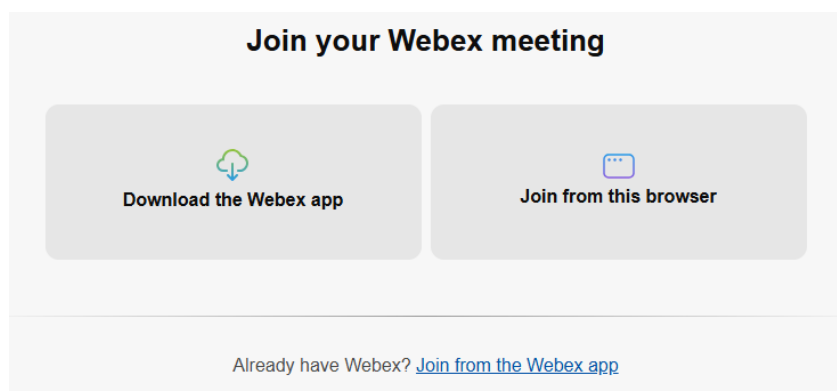
The goal of this committee is to advocate and promote legislation that advances the ethical and competent practice of psychology to protect consumers of psychological services. The committee reviews and tracks legislation that affects the Board, consumers, and the profession of psychology, and recommends positions on legislation for consideration by the Board.

Recommended: Join using the meeting link.

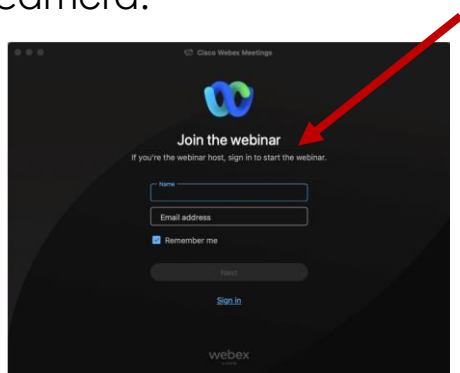
- 1 Click on the meeting link. This can be found in the meeting notice you received and is on the meeting agenda.
- 2 If you already have Webex on your device, click the bottom instruction, "Join from the Webex app."

If you have **not** previously used Webex on your device, your web browser will offer "Download the Webex app." Follow the download link and follow the instructions to install Webex.

DO NOT click "Join from this browser," as you will not be able to fully participate during the meeting.



- 3 Enter your name and email address*. Click "Next."
Accept any request for permission to use your microphone and/or camera.



*Members of the public are not obligated to provide their name or personal information and may provide a unique identifier such as their initials or another alternative as well as a fictitious email address like in the following sample format: XXXXX@mailinator.com.

Alternative 1. Join from Webex.com

- 1 Click on “Join a Meeting” at the top of the Webex window.



- 2 Enter the meeting/event number and click “Continue.” Enter the event password and click “OK.” This can be found in the meeting notice you received or on the meeting agenda.

A screenshot of the 'Enter the meeting number' form. It features the Webex logo at the top, followed by the text 'Enter the meeting number' with a help icon. Below is a text input field labeled 'Meeting number' and a 'Continue' button. A red arrow points to the input field.

To view more information about the event, enter the event password.

A screenshot of the 'Enter the event password' form. It shows the 'Event number: 2482 000 5913' and a text input field labeled 'Enter the event password'. Below the field is an 'OK' button. A red arrow points to the input field.

- 3 The meeting information will be displayed. Click “Join Event.”

< Back to List

Meeting Name

Jones, Shelly@DCA | 9:45 AM - 9:55 AM | Thursday, Oct 14 2021
(UTC-07:00) Pacific Time (US & Canada)



Join Event



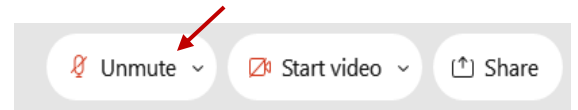
OR

Alternative 2. Connect via Telephone



You may also join the meeting by calling in using the phone number, access code, and passcode provided in the meeting notice or on the agenda.

Microphone control (mute/unmute button) is located at the bottom of your Webex window.



Green microphone = Unmuted: People in the meeting can hear you.



Red microphone = Muted: No one in the meeting can hear you.

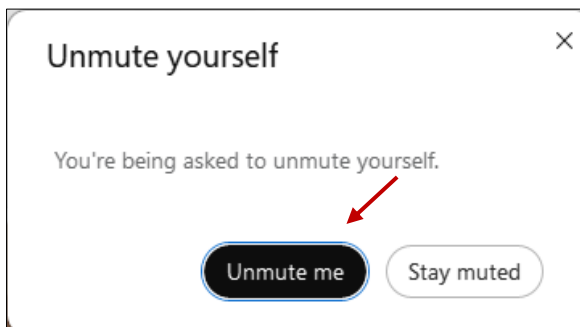
Note: Only panelists can mute/unmute their own microphones. Attendees will remain muted unless the moderator invites them to unmute their microphone.

Attendees/Members of the Public

Joined via Meeting Link

The moderator will call you by name and indicate a request has been sent to unmute your microphone. Upon hearing this prompt:

Click the Unmute me button on the pop-up box that appears.



Joined via Telephone (Call-in User)



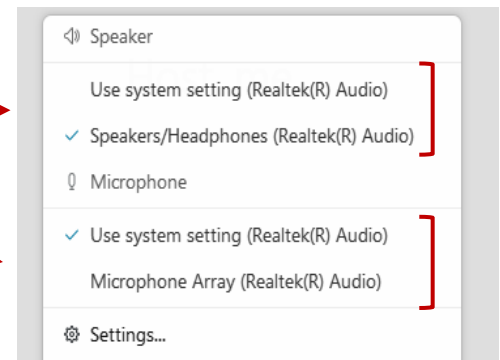
1. When you are asked to unmute yourself, press *6.
2. When you are finished speaking, press *6 to mute yourself again.

If you cannot hear or be heard

- 1 Click on the bottom facing arrow located on the Mute/Unmute button at the bottom of the Webex window.



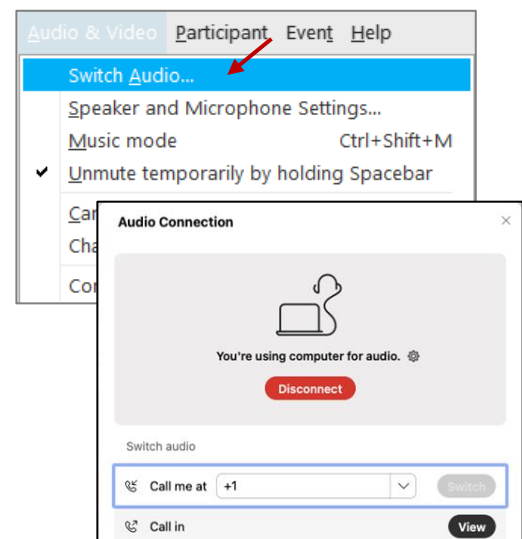
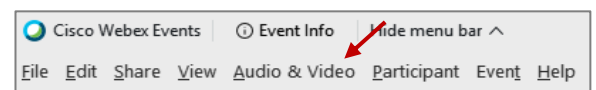
- 2 From the drop-down menu, select different:
 - Speaker options if you can't hear participants.
 - Microphone options if participants can't hear you.



Continue to Experience Issues?

If you are connected by computer or tablet and you have audio issues, you can link your phone to your Webex session. Your phone will then become your microphone and speaker source.

- 1 Click on "Audio & Video" from the menu bar.
- 2 Select "Switch Audio" from the drop-down menu.
- 3 Hover your mouse over the "Call In" option and click "View" to show the phone number to call and the meeting login information. You can still un-mute from your computer window.



Hand Raise Feature

Joined via Meeting Link

- Locate the hand icon at the bottom of the Webex window.
- Click the hand icon to raise your hand.
- Repeat this process to lower your hand.



Joined via Telephone (Call-in User)



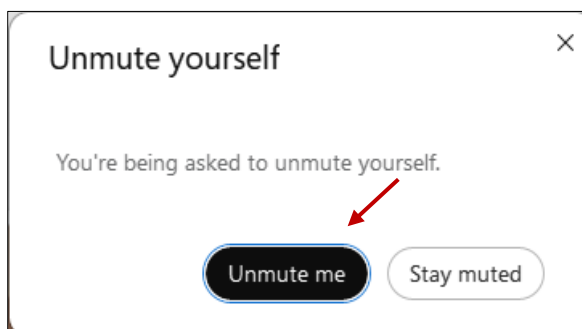
Press *3 to raise or lower your hand.

Unmuting

Joined via Meeting Link

The moderator will call you by name and indicate a request has been sent to unmute your microphone. Upon hearing this prompt:

Click the Unmute me button on the pop-up box that appears.

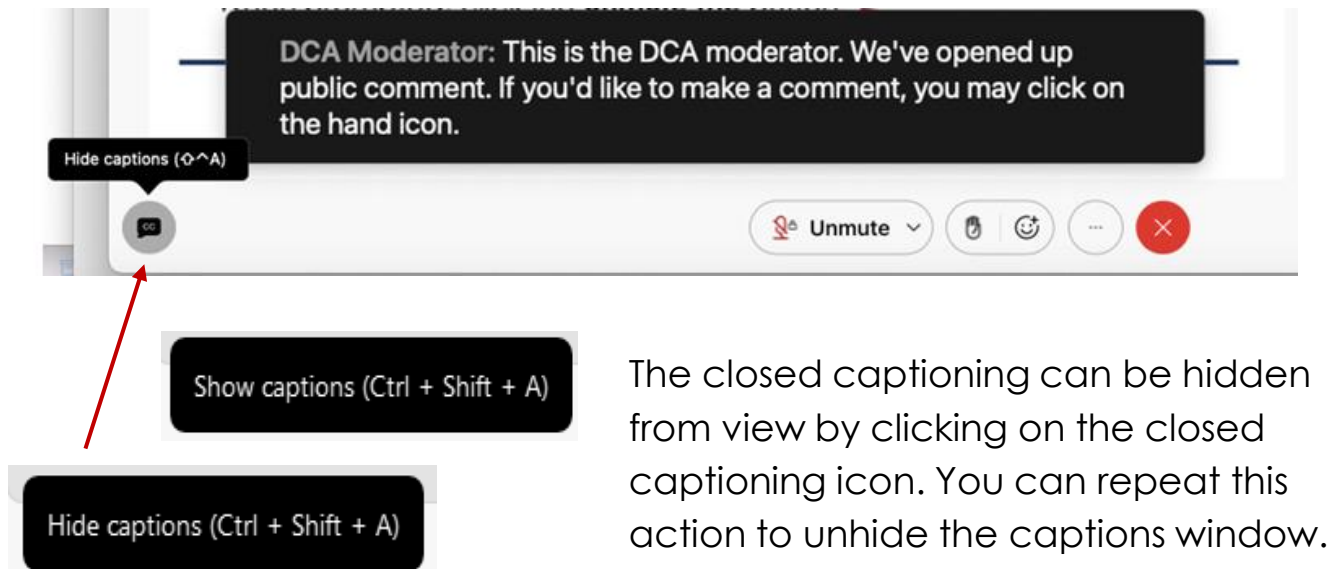


Joined via Telephone (Call-in User/Audio Only)



1. When you are asked to unmute yourself, press *6.
2. When you are finished speaking, press *6 to mute yourself again.

Webex provides real-time closed captioning displayed in a dialog box in your Webex window. The captioning box can be moved by clicking on the box and dragging it to another location on your screen.



You can view the closed captioning dialog box with a light or dark background or change the font size by clicking the 3 dots on the right side of the dialog box.

